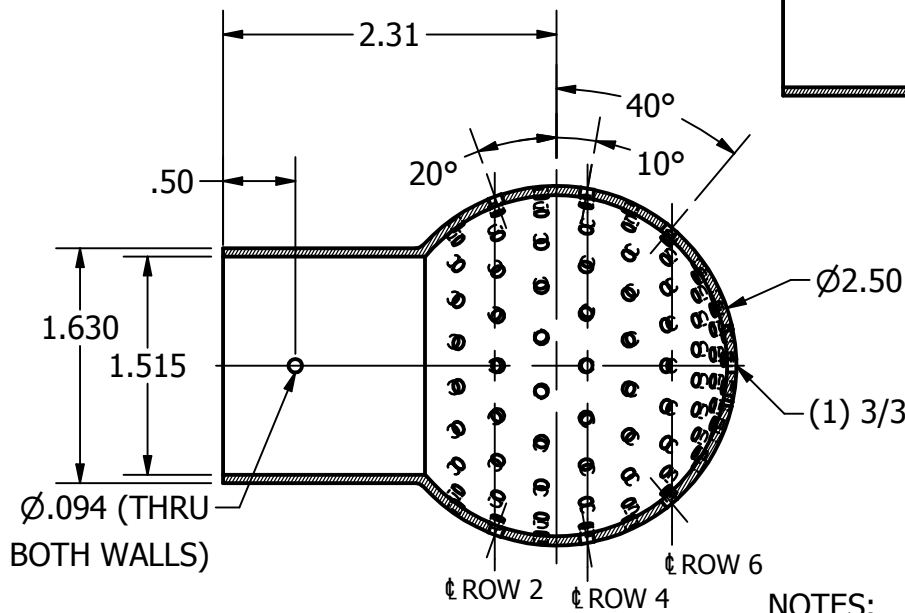
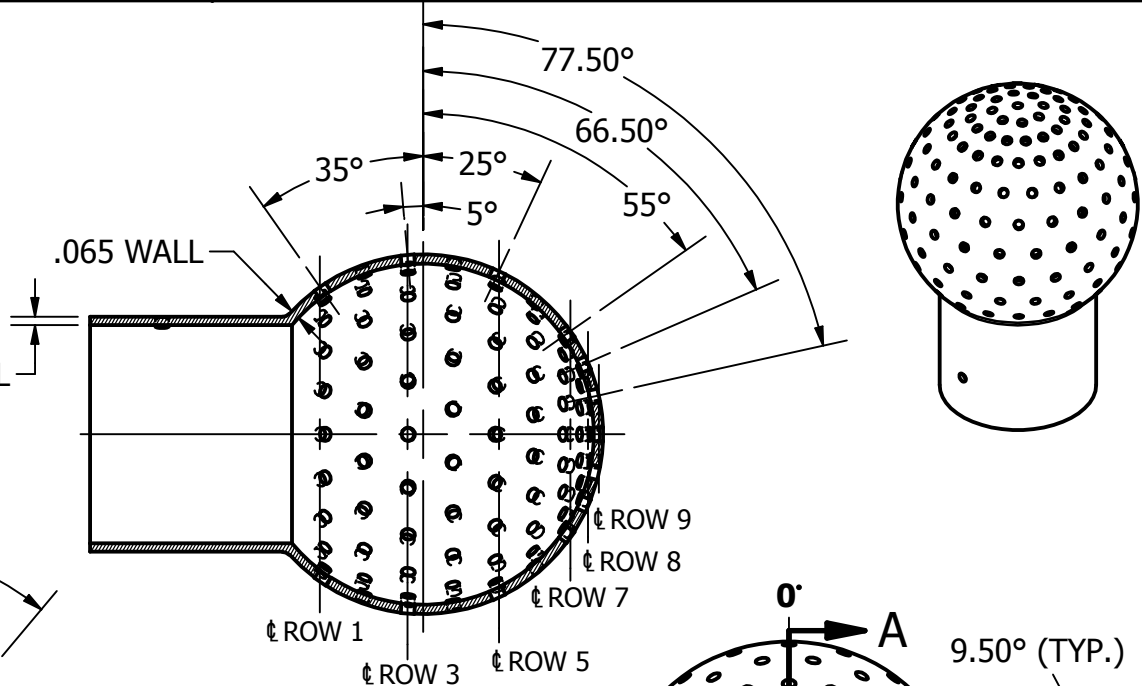


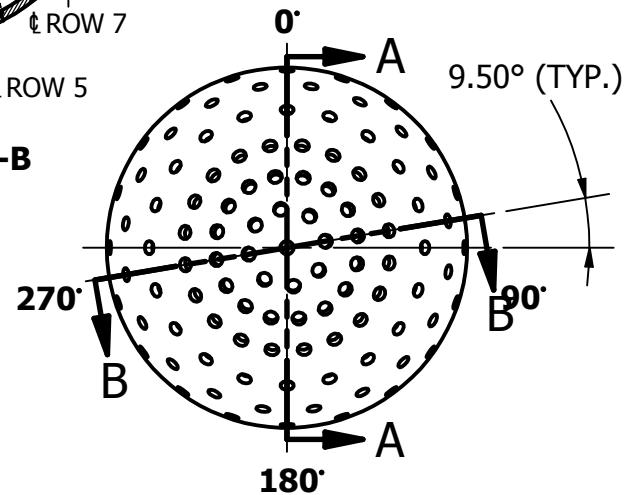
ROW	NUM. OF HOLES
1	20
2	20
3	20
4	20
5	20
6	20
7	20
8	16
9	8



**SECTION A-A**



**SECTION B-B**



**NOTES:**

1. (165) 3/32" DIA. HOLES TOTAL, HOLES IN ROWS ARE EQUALLY SPACED.
2. REMOVE BURRS FROM ID/OD, MIRROR FINISH ON OD
3. MARKINGS TO BE ECHED, LEAVING A SMOOTH SURFACE.

CLIP REQUIRED WITH EACH SPRAY BALL



REVISION HISTORY			
REV	DESCRIPTION	DATE	BY
1	ADDED HOLE PATTERN DETAIL	12/6/16	KL
2	ADDED MARKINGS/FINISH NOTES	12/20/16	KL

<b>TOLERANCES</b>  DECIMALS: .XX ±.015 .XXX ±.005 .XXXX ±.0005 ANGLES: 1/2°	DRAWN R. Canell 3/25/2015	<b>Steel &amp; O'Brien Mfg. Inc.</b>	
	<ALL EDGES AND FILLETS .015 R UNLESS OTHERWISE SPECIFIED <REFER TO DOC# QS121 FOR GENERAL TOLERANCES	TITLE 1 1/2" SLIP ON x 2 1/2" SPRAY BALL WITH TYPE "A" PATTERN	
		DWG NO: <b>SBSA-15X25</b>	SCALE: 3 : 4
			SHEET 1 OF 1